

Our 2022 Gender Pay Gap Report

Penn Pharmaceutical Services Ltd trading as PCI Pharma Services

Under the Equality Act 2010 (Gender Pay Gap Information) Regulations 2017, PCI Services Tredegar is legally required to publish, on an annual basis, specified information relating to their gender pay gap.

We are passionate about fairness, equality and inclusion and are committed to reducing our gender pay gap.

The gender pay gap is the difference between the average pay and bonus of men and women shown as a percentage. The gap is calculated across the entire workforce.

We can use these results to assess:

- The levels of gender equality in our workplace.
- The balance of male and female employees at different levels.

On 5 April 2022 we had 455 employees in our organisation, 43% of employees were female and 57% of employees were male.

We are committed to reducing and subsequently closing any identified gender pay disparity. This commitment however is made in line with our understanding that a period of time and exploration of a number of different actions may be needed in order to achieve this aim.

Gender Pay Gap and Equal Pay are different

It is important to note that the Gender Pay Gap is different to Equal Pay.

Equal Pay is the pay difference between men and women who carry out the same or similar jobs. We are confident that men and women are paid equally for doing equivalent jobs across our organisation and there are no differences in starting pay.

Gender Pay Gap is a measure of the difference between men and women's average earnings across an organisation. It does not look at the specific jobs that each person is carrying out.

Gender Pay and Bonus Gap

The table below shows our overall mean (average) and median (middle) gender pay gap based on the hourly rate of pay between men and women at the snapshot date of 5 April 2022

The table also shows the mean and median differences between bonus payments made to men and women in the year up to 5 April 2022.


Difference between men and women, reported as a percentage of men's pay		
2022	Mean	Median
Hourly fixed pay	2.3%	4.3%
Bonus paid	-2.7%	0%

There is a small difference between the **median hourly rate** and **median bonus** paid for male and female colleagues in 2022. The gap in **mean hourly pay** rates and **mean bonus** paid reflects the wide range of jobs available and includes those working at corporate levels across our organisation.

The above figures are based on full-pay 'relevant' employees, therefore any colleagues who were absent on the snapshot date of 5 April 2022 and did not receive full pay due to sickness, maternity leave etc. have been excluded.

Mean and Median

If all employees were lined up by male and female, in order of pay from the highest to the lowest, the **median gender pay gap** compares the pay of the female in the **middle** to the pay of the male in the middle.



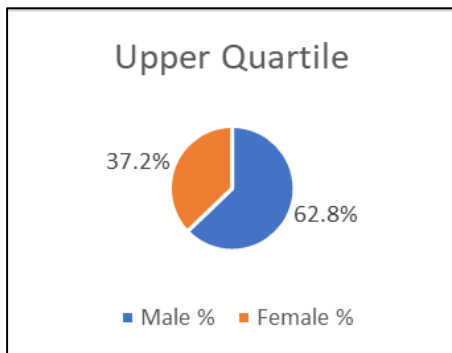
The **mean gender pay gap** shows the difference in the **average** hourly rate of pay between men and women i.e. the total pay of all men, divided by the number of men, compared to women on the same basis.

Gender Pay across Four Quartiles

The information below illustrates the gender pay gap across four quartiles. We can use these results to assess the levels of gender equality in our workplace and the balance of male and female employees at different levels.

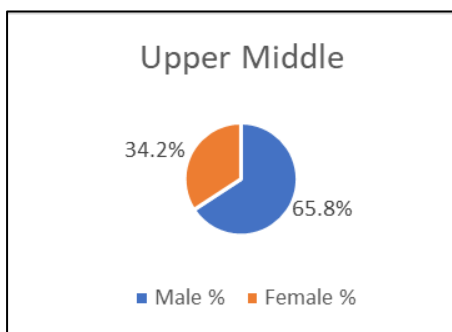
How are pay quartiles calculated?

The quartiles analysis ranks men and women from the highest to lowest earners. This is then divided into four even groups to show the proportions of men and women in each of these four earnings groups.



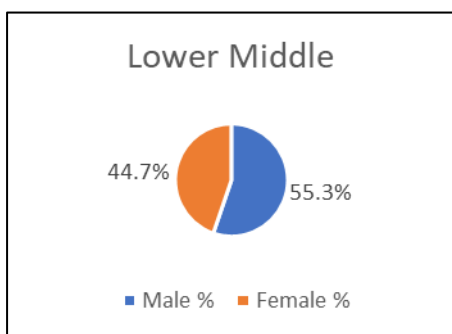
**Upper Pay Quartile, based on
71 Men and 42 Women**

This quartile represents an imbalance between the genders.



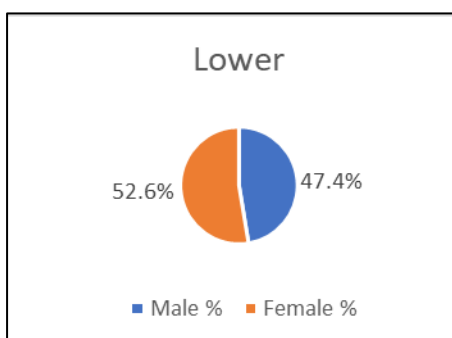
**Upper Middle Quartile – based on
75 Men and 39 Women**

This quartile represents an imbalance between the genders.



**Lower Middle Quartile - based on
63 Men and 51 Women**

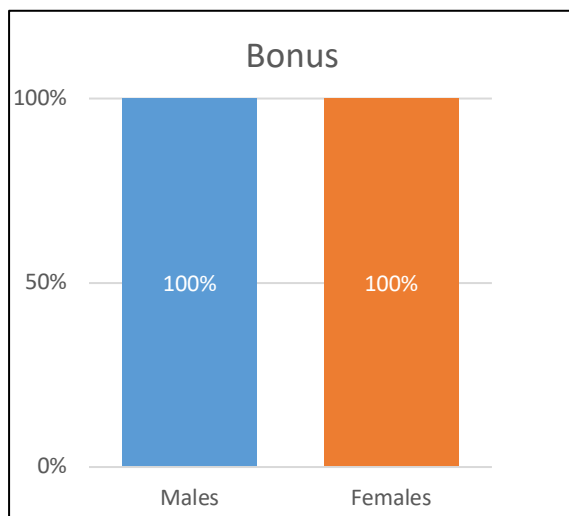
This quartile represents an imbalance between the genders.



**Lower Pay Quartile - based on
54 Men and 60 Women**

This represents a near equal balance between the genders.

Bonus Information 2022



Proportion of men and women receiving a bonus in a year

100% of eligible men and 100% of eligible women received a bonus during the period between 6 April 2021 and 5 April 2022.

We already have policies in place to support both women and men with caring responsibilities and encourage return to work after maternity leave. We offer enhanced paternity pay and maternity pay policies. The maternity pay policy includes a returner bonus. Where roles permit, we support flexible working requests to enable our workforce to balance work and personal lives as best suits them. We are committed to an environment where all colleagues are included and have an opportunity to develop their careers

I confirm the data reported is accurate.

Evie Hale, Human Resources Manager

PCI Pharma Services, Penn Pharmaceutical Services Ltd